

Financial Dashboard

As of September 30, 2024



RHODE ISLAND
INFRASTRUCTURE BANK

Statement of Condition – Consolidated

Amounts in thousands

Assets	As of September 30, 2024		
	2024	2023	Incr(Decr)
Cash and overnight funds	\$566,665	\$563,022	\$3,643
Investments	24,565	23,726	838
Loans and related receivables	1,257,923	1,246,461	11,462
Other assets	11,054	14,922	(3,869)
Total Assets	\$1,860,206	\$1,848,131	\$12,075
Liabilities and Net Position			
Undisbursed loan proceeds	\$186,943	\$182,225	\$4,718
Debt and related payables	636,648	692,111	(55,463)
Other liabilities	2,766	3,629	(863)
Total Liabilities	\$826,357	\$877,966	(\$51,609)
Total Net Position	1,033,849	970,166	63,683
Total Liabilities and Net Position	\$1,860,206	\$1,848,131	\$12,075

Statement of Condition – Consolidating

Amounts in thousands

As of September 30, 2024

Assets	State Revolving Funds			Other Programs	Consolidated Programs	Bank	Consolidated
	Clean Water	Drinking Water					
Cash and overnight funds	\$332,967	\$126,201		\$95,550	\$554,717	\$11,949	\$566,665
Investments	14,540	7,070		2,954	24,565	-	\$24,565
Loans and related receivables	713,287	379,644		142,170	1,235,101	22,821	\$1,257,923
Other assets	5,896	3,023		1	8,920	2,133	\$11,054
Total Assets	\$1,066,691	\$515,938		\$240,675	\$1,823,303	\$36,903	\$1,860,206
Liabilities and Net Position							
Undisbursed loan proceeds	\$98,799	\$72,574		\$15,570	\$186,943	\$0	\$186,943
Debt and related payables	415,539	159,210		61,899	636,648	-	636,648
Other liabilities	297	214		76	586	2,180	2,766
Total Liabilities	\$514,635	\$231,998		\$77,545	\$824,177	\$2,180	\$826,357
Total Net Position	552,056	283,940		163,130	999,126	34,723	1,033,849
Total Liabilities and Net Position	\$1,066,691	\$515,938		\$240,675	\$1,823,303	\$36,903	\$1,860,206

Statement of Condition – Year over Year

Amounts in thousands

As of September 30, 2024

Assets	State Revolving Funds and Other Programs			Bank		
	2024	2023	Incr(Decr)	2024	2023	Incr(Decr)
Cash and overnight funds	\$554,717	\$472,180	\$82,537	\$11,949	\$8,419	\$3,530
Investments	24,565	19,123	5,442	-	-	-
Loans and related receivables	1,235,101	1,293,338	(58,237)	22,821	59,177	(36,356)
Other assets	8,920	13,548	(4,628)	2,133	2,333	(200)
Total Assets	\$1,823,303	\$1,798,189	\$25,114	\$36,903	\$69,929	(\$33,026)
Liabilities and Net Position						
Undisbursed loan proceeds	186,943	225,740	(38,797)	-	-	-
Debt and related payables	636,648	650,630	(13,982)	-	37,885	(37,885)
Other liabilities	586	329	257	2,180	2,400	(220)
Total Liabilities	\$824,177	\$876,699	(52,522)	\$2,180	\$40,285	(\$38,105)
Total Net Position	999,126	921,490	77,636	34,723	29,644	5,079
Total Liabilities and Net Position	\$1,823,303	\$1,798,189	25,114	\$36,903	\$69,929	(\$33,026)

Statement of Income – Consolidated

Amounts in thousands

	For the Period Ending September 30, 2024		
	2024	2023	Incr(Decr)
Interest income	\$11,773	\$11,383	\$390
Interest expense	2,028	3,986	(1,958)
Net Interest Income	9,745	7,397	2,348
Noninterest income	1,280	1,301	(21)
Subtotal	11,025	8,698	2,327
Noninterest expense	1,005	1,097	(92)
Net Income on Operations	10,020	7,601	2,419
Non-operating items*	(1,971)	11,432	(13,403)
Change in Capital	\$8,049	\$19,033	(\$10,984)

*Includes grant income, net of set asides, principal forgiveness, and change in unrealized gains/(losses).

Statement of Income – Consolidating

Amounts in thousands

For the Period Ending September 30, 2024

	State Revolving Funds			Consolidated Programs	Bank	Consolidated
	Clean Water	Drinking Water	Other Programs			
Interest income	\$6,602	\$2,774	\$1,758	\$11,133	\$639	\$11,773
Interest expense	1,359	439	207	\$2,004	23	2,028
Net Interest Income	5,242	2,335	1,551	9,129	616	9,745
Noninterest income	0	0	95	95	1,185	1,280
Subtotal	5,242	2,335	1,647	9,224	1,801	11,025
Noninterest expense	18	0	13	30	975	1,005
Net Income on Operations	5,225	2,335	1,634	9,194	826	10,020
Non-operating items*	2,019	(3,680)	(310)	(1,971)	0	(1,971)
Change in Capital	\$7,244	(\$1,345)	\$1,324	\$7,223	\$826	\$8,049

*Includes grant income, net of set asides, principal forgiveness, and change in unrealized gains/(losses).

Statement of Income – Year over Year

Amounts in thousands

For the Period Ending September 30, 2024

	State Revolving Funds and Other Programs			Bank		
	2024	2023	Incr(Decr)	2024	2023	Incr(Decr)
Interest income	\$11,133	\$11,026	\$107	\$639	\$357	\$282
Interest expense	2,004	3,961	(1,957)	23	25	(2)
Net Interest Income	9,129	7,065	2,064	616	332	284
Noninterest income	95	100	(5)	1,185	1,201	(16)
Subtotal	9,224	7,165	2,059	1,801	1,533	268
Noninterest expense	30	100	(70)	975	997	(22)
Net Income on Operations	9,194	7,065	2,129	826	536	290
Non-operating items*	(1,971)	11,432	(13,403)	0	0	0
Change in Capital	\$7,223	\$18,497	(\$11,274)	\$826	\$536	\$290

*Includes inter-governmental transfers, grant income, net of set asides, principal forgiveness, and change in unrealized gains/(losses).

Statement of Income – Actual to Budget

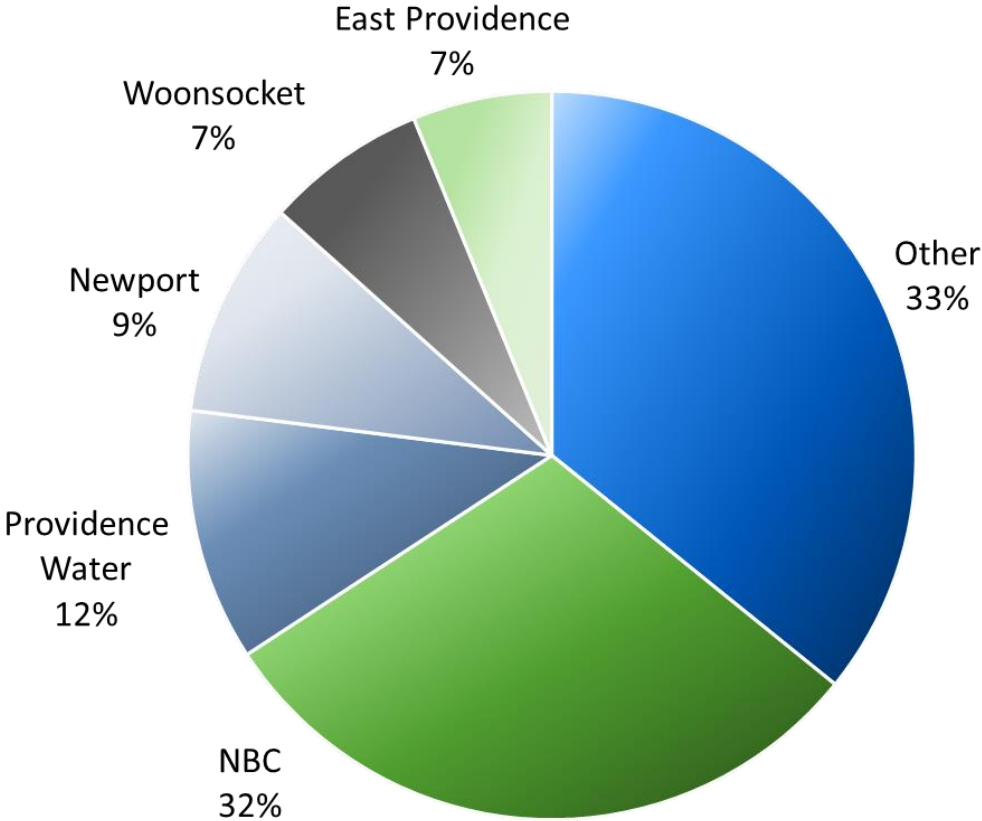
Amounts in thousands

	For the Period Ending September 30, 2024			
	Year-to-Date		Variance	
	Actual	Budget	\$	%
Interest income	\$11,773	\$10,629	\$1,144	10.8%
Interest expense	2,028	4,618	2,590	56.1%
Net Interest Income	9,745	6,011	3,734	62.1%
Noninterest income	1,280	1,395	(115)	-8.2%
Subtotal	11,025	7,406	3,619	48.9%
Noninterest expense	1,005	1,593	588	36.9%
Net Income on Operations	10,020	5,813	4,207	72.4%
Non-operating items*	(1,971)	375	(2,346)	-625.6%
Change in Capital	\$8,049	\$6,188	\$1,861	30.1%

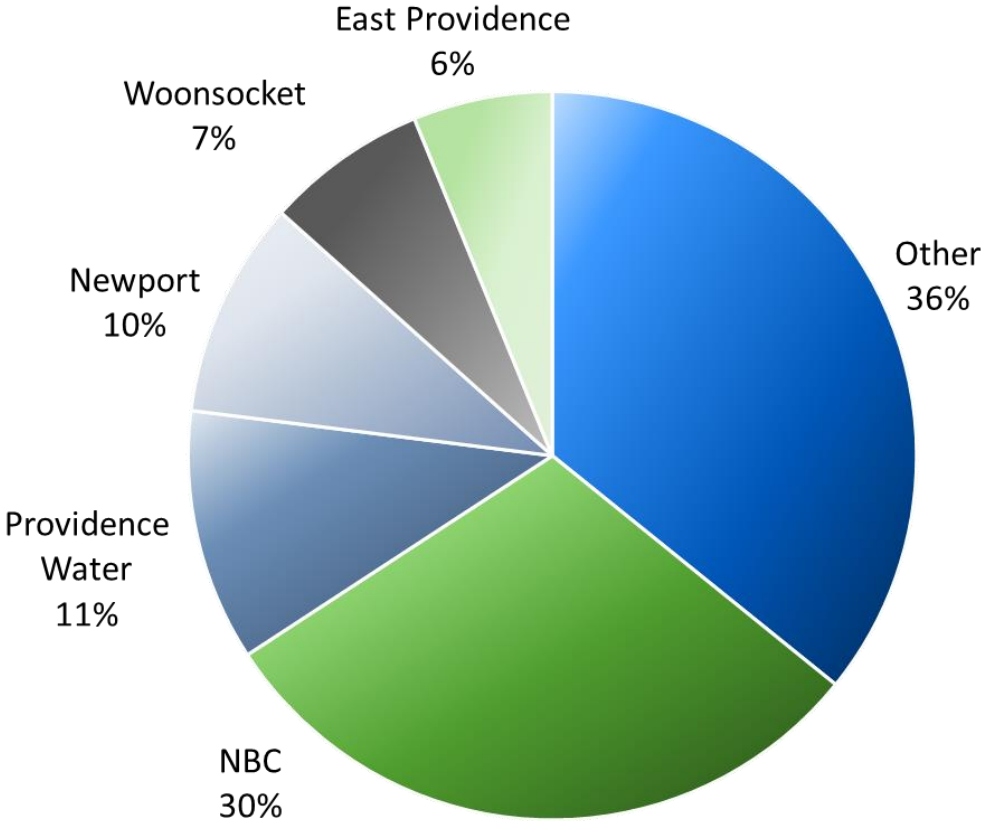
*Includes inter-governmental transfers, grant income, net of set asides, principal forgiveness, and change in unrealized gains/(losses).

Top Borrowers – Overall

September 2024



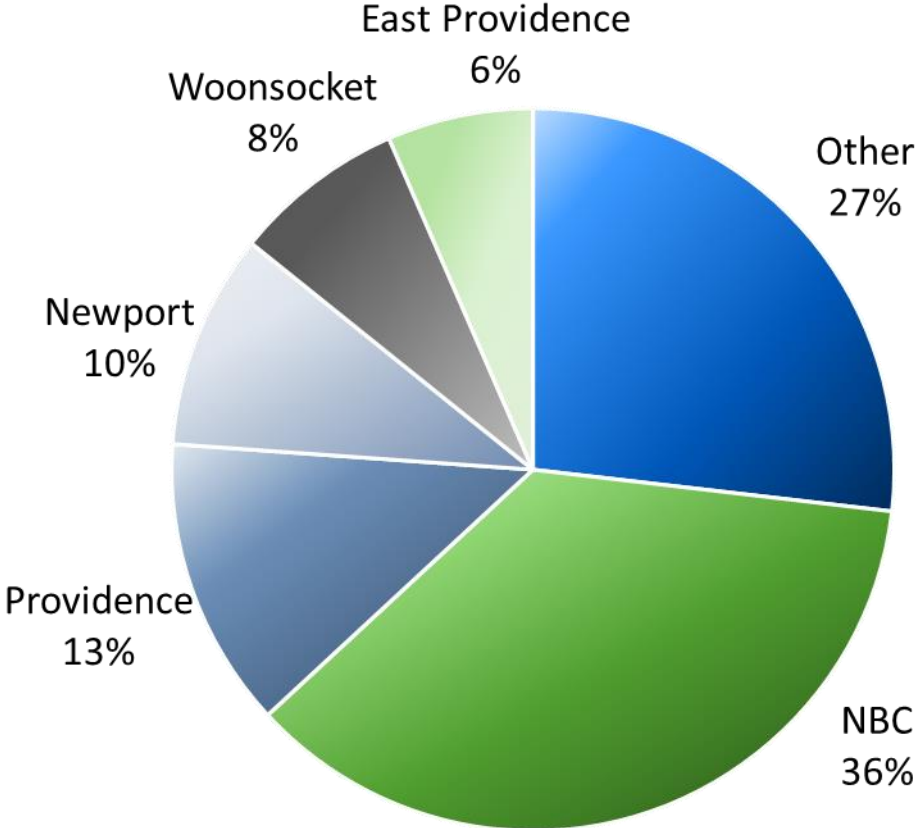
September 2023



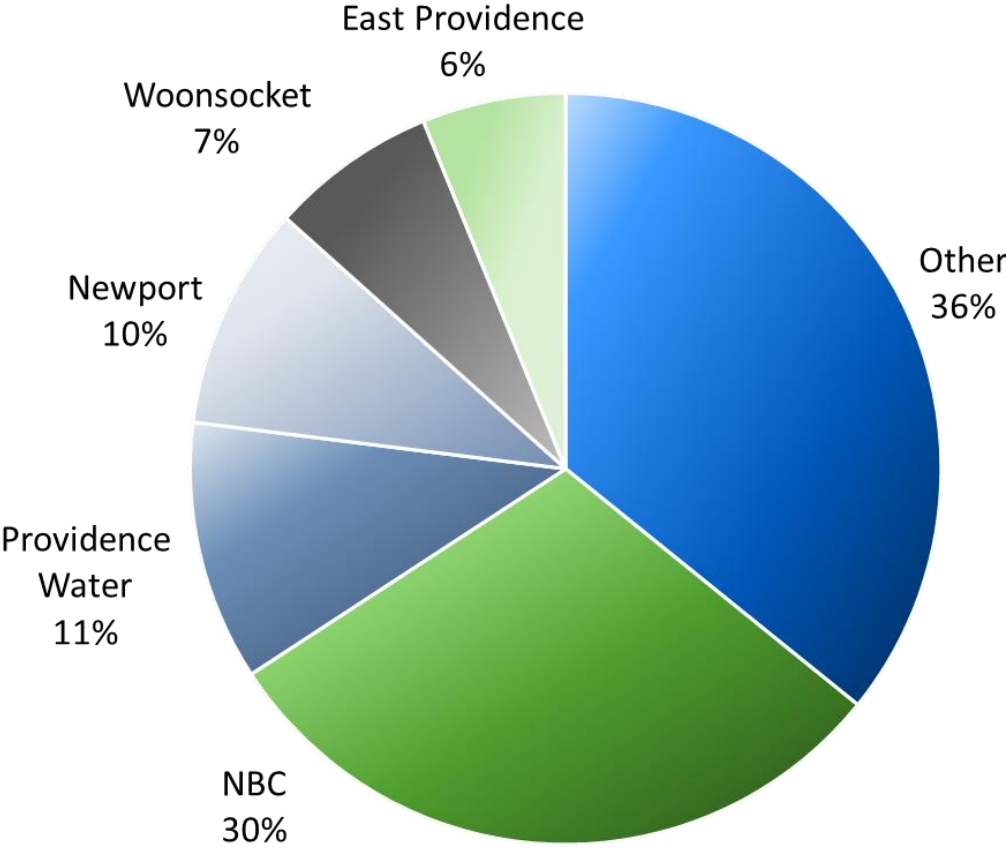
Note: Other category represents 58 borrowers in both 2022 and 2023.

Top Borrowers – State Revolving Fund

September 2024

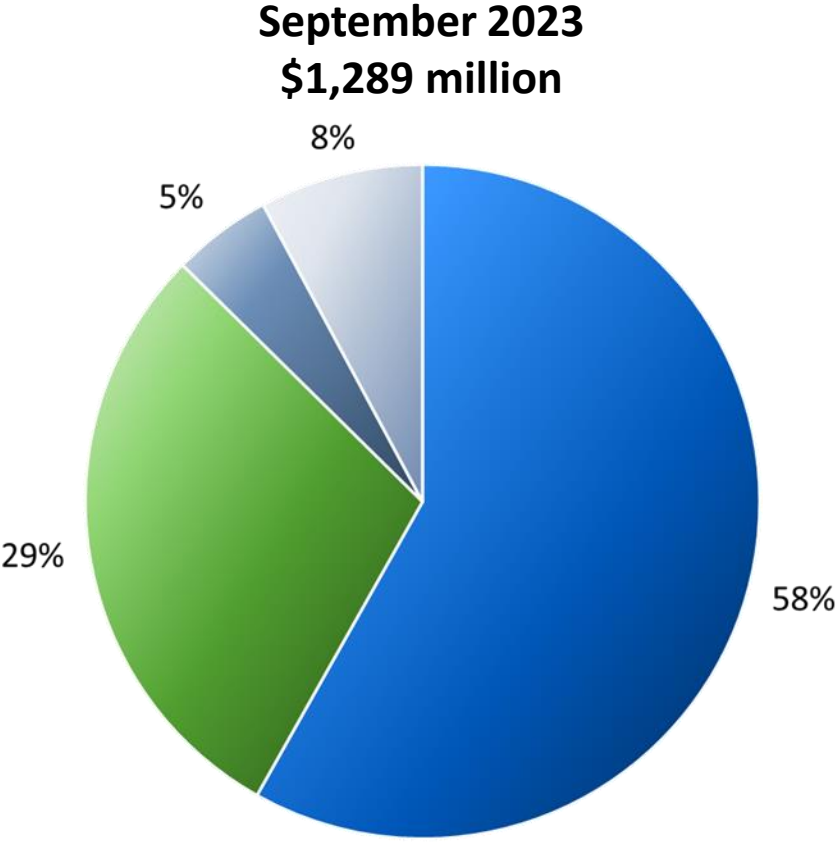
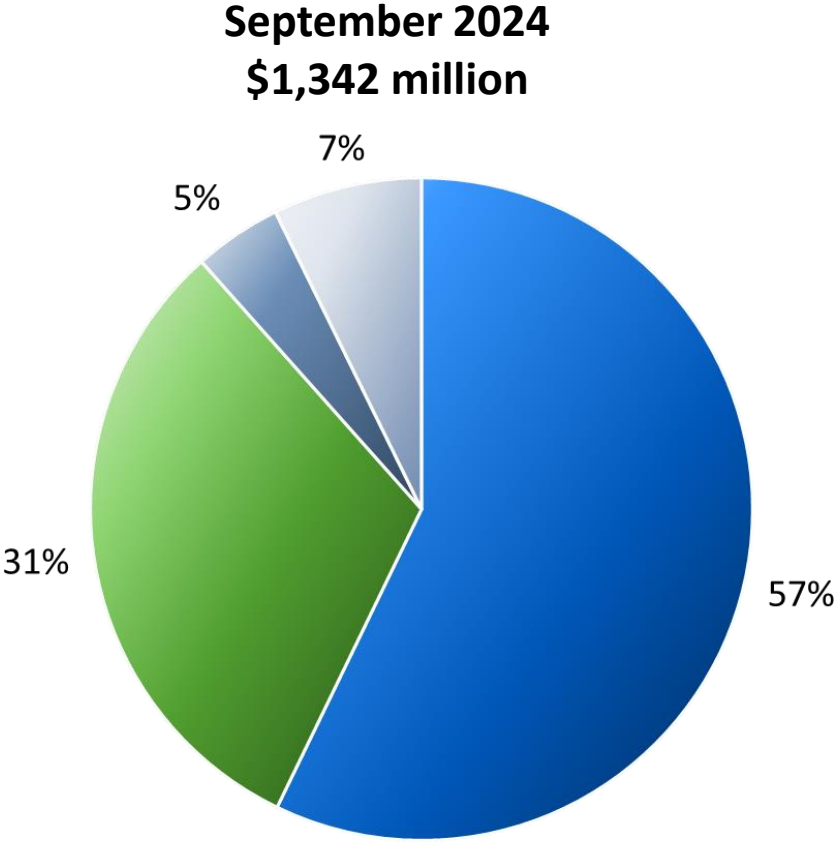


September 2023



Note: Other category represents 51 borrowers in both 2022 and 2023.

Loans Outstanding – by Program



■ Clean Water State Revolving Fund
■ Efficient Buildings Fund

■ Drinking Water State Revolving Fund
■ Municipal Road and Bridge Revolving Fund

Note: Excludes conduit loans and residential lending programs.