

Financial Dashboard

As of June 30, 2024



RHODE ISLAND
INFRASTRUCTURE BANK

Statement of Condition – Consolidated

Amounts in thousands

	As of June 30, 2024		
	2024	2023	Incr(Decr)
Assets			
Cash and overnight funds	\$485,727	\$480,599	\$5,128
Investments	24,395	19,123	5,272
Loans and related receivables	1,364,424	1,352,516	11,908
Other assets	12,012	15,880	(3,868)
Total Assets	\$1,886,558	\$1,868,117	\$18,440
Liabilities and Net Position			
Undisbursed loan proceeds	\$222,783	\$225,740	(\$2,957)
Debt and related payables	635,174	688,515	(53,341)
Other liabilities	2,799	2,730	69
Total Liabilities	\$860,756	\$916,985	(\$56,229)
Total Net Position	1,025,802	951,133	74,669
Total Liabilities and Net Position	\$1,886,558	\$1,868,117	\$18,440

Statement of Condition – Consolidating

Amounts in thousands

As of June 30, 2024

Assets	State Revolving Funds			Consolidated		Consolidated
	Clean Water	Drinking Water	Other Programs	Programs	Bank	
Cash and overnight funds	\$299,013	\$92,401	\$85,443	\$476,857	\$8,870	\$485,727
Investments	14,412	7,067	2,916	24,395	-	\$24,395
Loans and related receivables	768,281	415,483	155,619	1,339,384	25,040	\$1,364,424
Other assets	6,566	3,257	1	9,824	2,188	\$12,012
Total Assets	\$1,088,273	\$518,207	\$243,979	\$1,850,459	\$36,099	\$1,886,558
Liabilities and Net Position						
Undisbursed loan proceeds	\$128,653	\$73,875	\$20,256	\$222,783	\$0	\$222,783
Debt and related payables	414,469	158,829	61,875	635,174	-	635,174
Other liabilities	339	219	40	597	2,202	2,799
Total Liabilities	\$543,461	\$232,923	\$82,171	\$858,554	\$2,202	\$860,756
Total Net Position	544,812	285,285	161,808	991,905	33,897	1,025,802
Total Liabilities and Net Position	\$1,088,273	\$518,207	\$243,979	\$1,850,459	\$36,099	\$1,886,558

Statement of Condition – Year over Year

As of June 30, 2024

Amounts in thousands

Assets	State Revolving Funds and Other Programs			Bank		
	2024	2023	Incr(Decr)	2024	2023	Incr(Decr)
Cash and overnight funds	\$476,857	\$472,180	\$4,677	\$8,870	\$8,419	\$451
Investments	24,395	19,123	5,272	-	-	-
Loans and related receivables	1,339,384	1,293,338	46,046	25,040	59,177	(34,137)
Other assets	9,824	13,548	(3,724)	2,188	2,333	(145)
Total Assets	\$1,850,459	\$1,798,189	\$52,270	\$36,099	\$69,929	(\$33,830)
Liabilities and Net Position						
Undisbursed loan proceeds	222,783	225,740	(2,957)	-	-	-
Debt and related payables	635,174	650,630	(15,456)	-	37,885	(37,885)
Other liabilities	597	329	268	2,202	2,400	(198)
Total Liabilities	\$858,554	\$876,699	(18,145)	\$2,202	\$40,285	(\$38,083)
Total Net Position	991,905	921,490	70,415	33,897	29,644	4,253
Total Liabilities and Net Position	\$1,850,459	\$1,798,189	52,270	\$36,099	\$69,929	(\$33,830)

Statement of Income – Consolidated

Amounts in thousands

	For the Period Ending June 30, 2024		
	2024	2023	Incr(Decr)
Interest income	\$45,203	\$32,091	\$11,957
Interest expense	15,069	12,525	472
Net Interest Income	30,134	19,566	11,485
Noninterest income	6,647	6,683	576
Subtotal	36,781	26,249	12,061
Noninterest expense	4,474	4,469	195
Net Income on Operations	32,307	21,780	11,866
Non-operating items*	42,362	73,789	17,164
Change in Capital	\$74,669	\$95,569	(\$20,900)

*Includes grant income, net of set asides, principal forgiveness, and change in unrealized gains/(losses).

Statement of Income – Consolidating

Amounts in thousands

For the Period Ending June 30, 2024

	State Revolving Funds			Consolidated Programs	Bank	Consolidated
	Clean Water	Drinking Water	Other Programs			
Interest income	\$26,007	\$11,170	\$5,794	\$42,970	\$2,232	\$45,203
Interest expense	9,847	3,584	1,541	\$14,972	97	15,069
Net Interest Income	16,160	7,586	4,253	27,998	2,135	30,134
Noninterest income	0	0	390	390	6,257	6,647
Subtotal	16,160	7,586	4,643	28,388	8,392	36,781
Noninterest expense	592	8	26	626	3,848	4,474
Net Income on Operations	15,567	7,578	4,616	27,762	4,545	32,307
Non-operating items*	20,562	9,486	12,607	42,654	(291)	42,362
Change in Capital	\$36,129	\$17,064	\$17,223	\$70,416	\$4,253	\$74,669

*Includes grant income, net of set asides, principal forgiveness, and change in unrealized gains/(losses).

Statement of Income – Year over Year

Amounts in thousands

For the Period Ending June 30, 2024

	State Revolving Funds and Other Programs			Bank		
	2024	2023	Incr(Decr)	2024	2023	Incr(Decr)
Interest income	\$42,970	\$30,450	\$12,520	\$2,232	\$1,641	\$534
Interest expense	14,972	12,517	2,455	97	8	74
Net Interest Income	27,998	17,933	10,065	2,135	1,633	460
Noninterest income	390	407	(17)	6,257	6,276	588
Subtotal	28,388	18,340	10,048	8,392	7,909	483
Noninterest expense	626	653	(27)	3,848	3,816	76
Net Income on Operations	27,762	17,687	10,075	4,545	4,093	452
Non-operating items*	42,654	73,919	(31,265)	(291)	(130)	(161)
Change in Capital	\$70,416	\$91,606	(\$21,190)	\$4,253	\$3,963	\$290

*Includes inter-governmental transfers, grant income, net of set asides, principal forgiveness, and change in unrealized gains/(losses).

Statement of Income – Actual to Budget

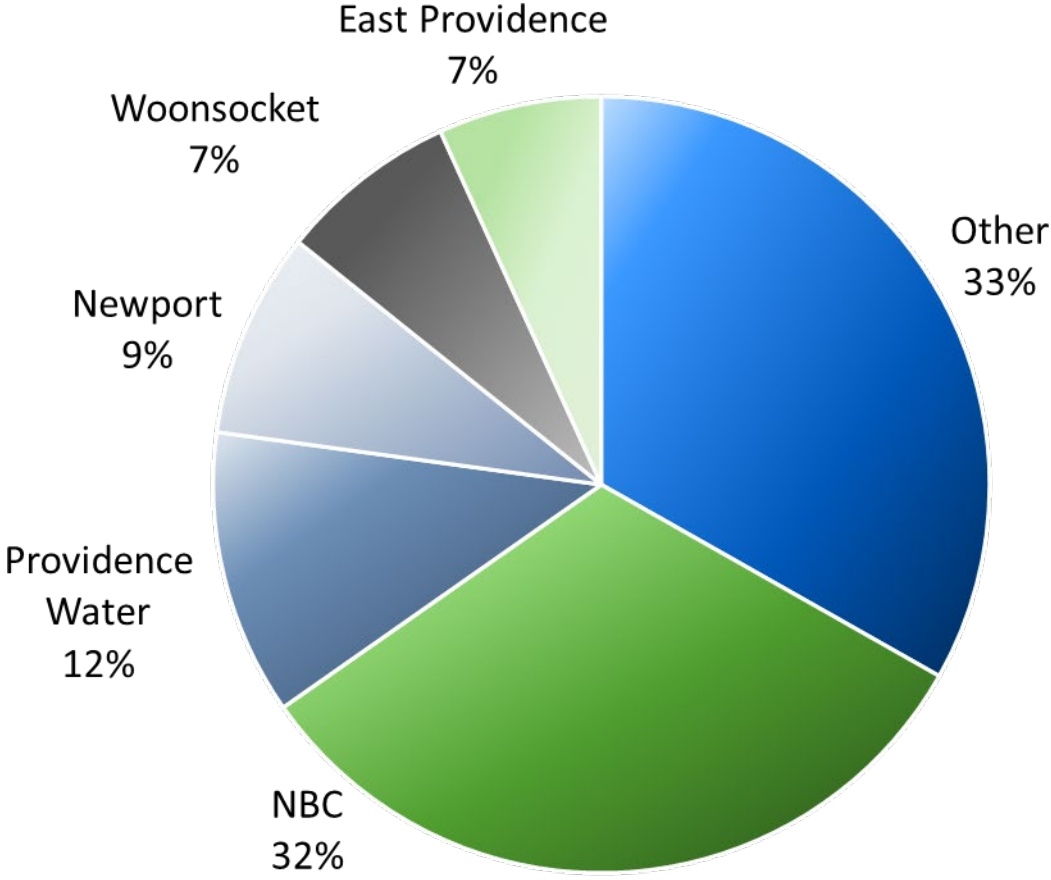
Amounts in thousands

	For the Period Ending June 30, 2024			
	Year-to-Date		Variance	
	Actual	Budget	\$	%
Interest income	\$45,203	\$38,270	\$6,933	18.1%
Interest expense	15,069	17,133	(2,064)	-12.0%
Net Interest Income	30,134	21,137	8,997	42.6%
Noninterest income	6,647	8,358	(1,711)	-20.5%
Subtotal	36,781	29,495	7,286	24.7%
Noninterest expense	4,474	6,861	(2,387)	-34.8%
Net Income on Operations	32,307	22,634	9,673	42.7%
Non-operating items*	42,362	15,485	26,877	173.6%
Change in Capital	\$74,669	\$38,119	\$36,550	95.9%

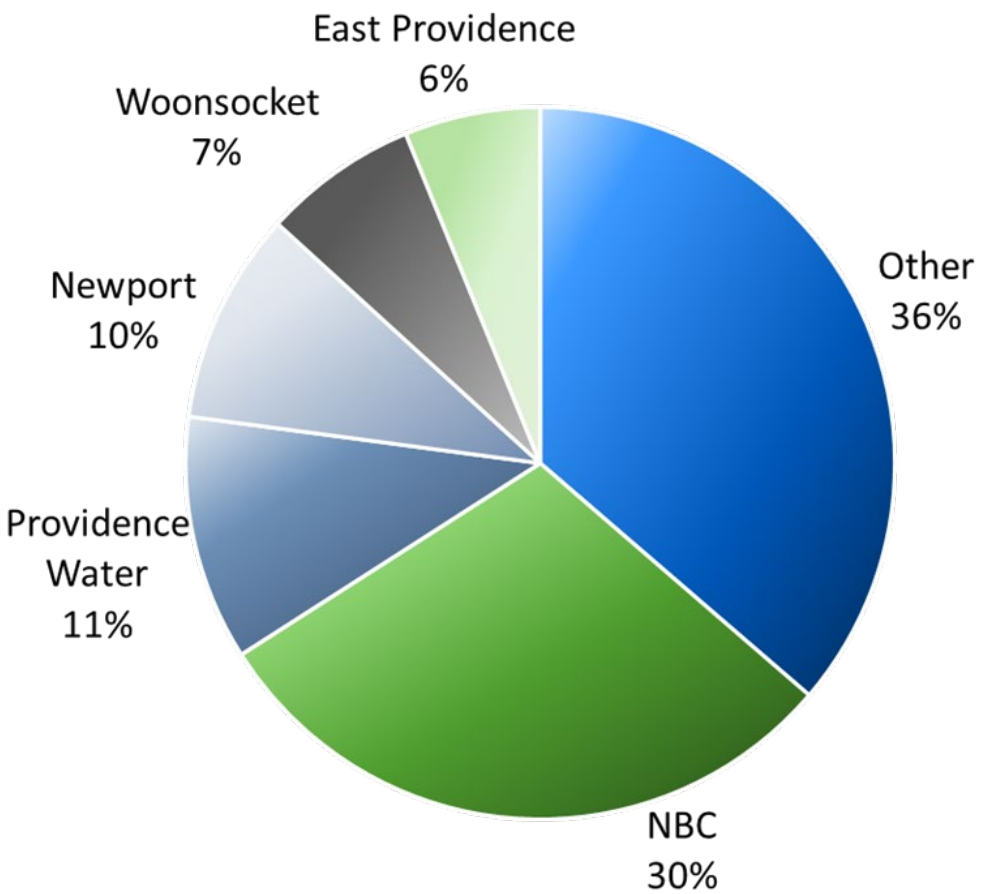
*Includes inter-governmental transfers, grant income, net of set asides, principal forgiveness, and change in unrealized gains/(losses).

Top Borrowers – Overall

June 2024



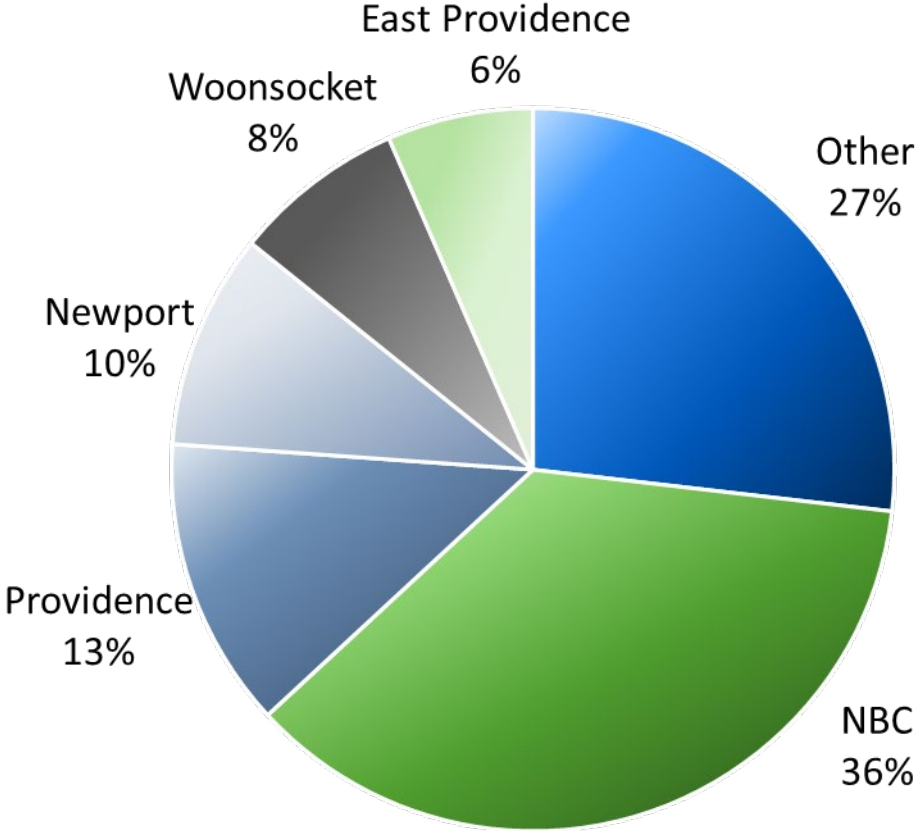
June 2023



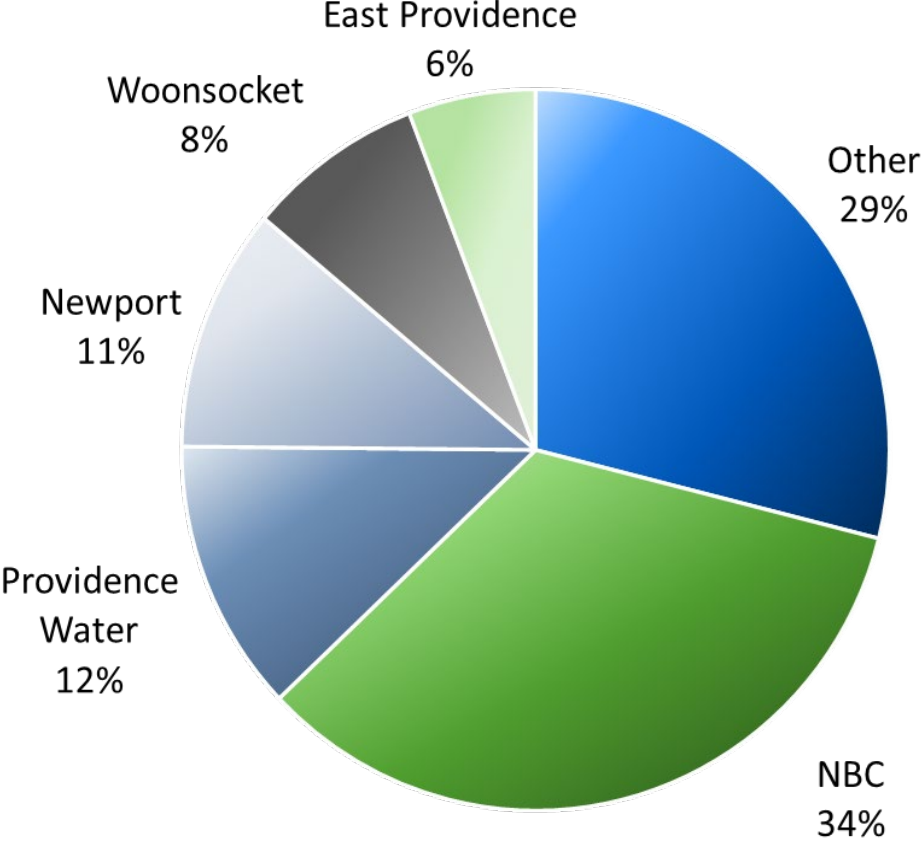
Note: Other category represents 58 borrowers in both 2022 and 2023.

Top Borrowers – State Revolving Fund

June 2024

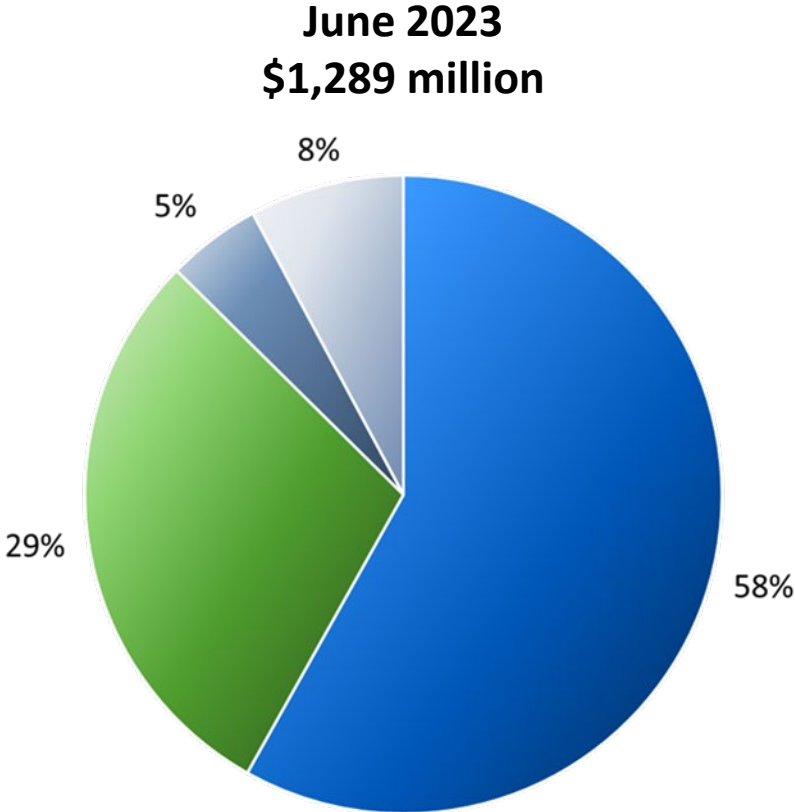
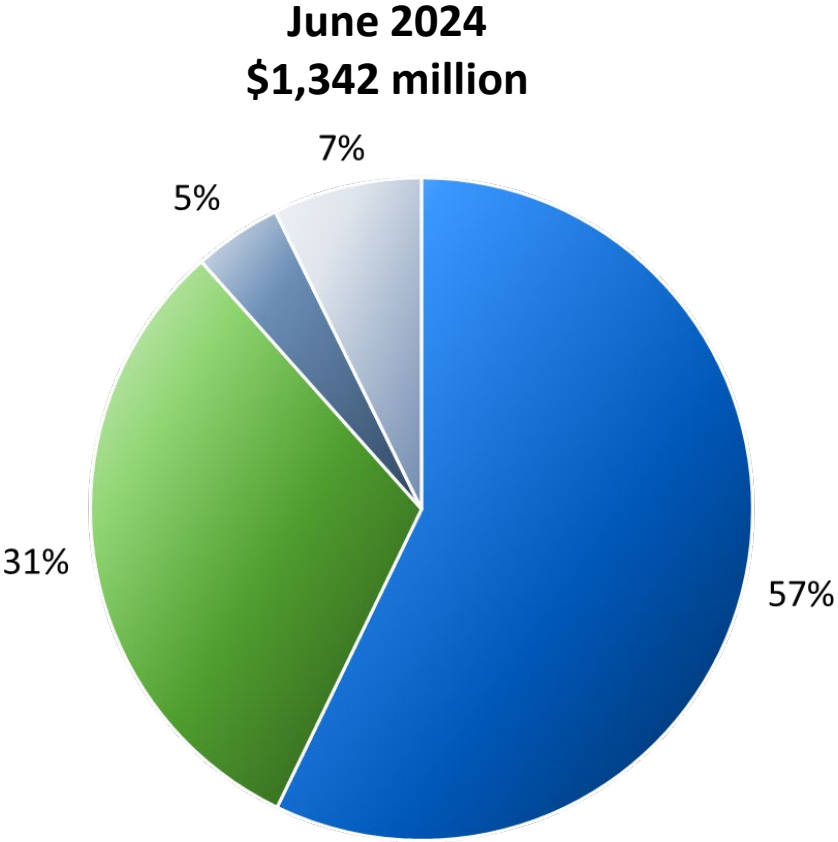


June 2023



Note: Other category represents 51 borrowers in both 2022 and 2023.

Loans Outstanding – by Program



- Clean Water State Revolving Fund
- Efficient Buildings Fund

- Drinking Water State Revolving Fund
- Municipal Road and Bridge Revolving Fund

Note: Excludes conduit loans and residential lending programs.