

Financial Dashboard

As of March 31, 2024



RHODE ISLAND
INFRASTRUCTURE BANK

Statement of Condition – Consolidated

Amounts in thousands

Assets	As of March 31, 2024		
	2024	2023	Incr(Decr)
Cash and overnight funds	\$462,118	\$377,990	\$84,128
Investments	24,170	20,105	4,065
Loans and related receivables	1,247,944	1,196,416	51,528
Other assets	12,939	14,341	(1,402)
Total Assets	\$1,747,171	\$1,608,852	\$138,319
Liabilities and Net Position			
Undisbursed loan proceeds	\$92,472	\$98,244	(\$5,772)
Debt and related payables	630,987	613,167	17,820
Other liabilities	2,190	519	1,671
Total Liabilities	\$725,649	\$711,930	\$13,719
Total Net Position	1,021,522	896,922	124,600
Total Liabilities and Net Position	\$1,747,171	\$1,608,852	\$138,319

Statement of Condition – Consolidating

Amounts in thousands

As of March 31, 2024

Assets	State Revolving Funds		Other Programs	Consolidated Programs	Bank	Consolidated
	Clean Water	Drinking Water				
Cash and overnight funds	\$273,440	\$92,032	\$86,580	\$452,052	\$10,065	\$462,118
Investments	14,290	7,003	2,878	24,171	-	24,170
Loans and related receivables	689,825	348,041	151,798	1,189,664	58,280	1,247,944
Other assets	7,236	3,505	1	10,742	2,196	12,939
Total Assets	\$984,791	\$450,581	\$241,257	\$1,676,629	\$70,541	\$1,747,171
Liabilities and Net Position						
Undisbursed loan proceeds	\$64,567	\$8,896	\$19,009	\$92,472	\$0	\$92,472
Debt and related payables	372,376	160,230	62,481	595,087	35,900	630,987
Other liabilities	(24)	(41)	70	5	2,185	2,190
Total Liabilities	\$436,919	\$169,085	\$81,560	\$687,564	\$38,085	\$725,649
Total Net Position	547,872	281,496	159,697	989,065	32,456	1,021,522
Total Liabilities and Net Position	\$984,791	\$450,581	\$241,257	\$1,676,629	\$70,541	\$1,747,171

Statement of Condition – Year over Year

Amounts in thousands

As of March 31, 2024

Assets	State Revolving Funds and Other Programs			Bank		
	2024	2023	Incr(Decr)	2024	2023	Incr(Decr)
Cash and overnight funds	\$452,053	\$368,129	\$83,924	\$10,065	\$9,861	\$204
Investments	24,170	20,105	4,065	-	-	-
Loans and related receivables	1,189,664	1,140,575	49,089	58,280	55,841	2,439
Other assets	10,742	14,188	(3,445)	2,196	154	2,042
Total Assets	\$1,676,629	\$1,542,997	\$133,633	\$70,541	\$65,856	\$4,685
Liabilities and Net Position						
Undisbursed loan proceeds	\$92,472	\$98,244	(\$5,771)	\$0	\$0	\$0
Debt and related payables	595,087	575,282	19,804	35,900	37,885	(1,985)
Other liabilities	5	144	(139)	2,185	375	1,810
Total Liabilities	\$687,564	\$673,670	\$13,894	\$38,085	\$38,260	(\$175)
Total Net Position	989,065	869,327	119,739	32,456	27,596	4,860
Total Liabilities and Net Position	\$1,676,629	\$1,542,997	\$133,633	\$70,541	\$65,856	\$4,685

Statement of Income – Consolidated

Amounts in thousands

	For the Period Ending March 31, 2024		
	2024	2023	Incr(Decr)
Interest income	\$34,378	\$22,422	\$11,957
Interest expense	11,021	10,549	472
Net Interest Income	23,357	11,873	11,485
Noninterest income	4,587	4,010	576
Subtotal	27,944	15,883	12,061
Noninterest expense	2,873	2,679	195
Net Income on Operations	25,071	13,204	11,866
Non-operating items*	45,318	28,155	17,164
Change in Capital	\$70,389	\$41,359	\$29,030

*Includes grant income, net of set asides, principal forgiveness, and change in unrealized gains/(losses).

Statement of Income – Consolidating

Amounts in thousands

For the Period Ending March 31, 2024

	State Revolving Funds			Consolidated Programs	Bank	Consolidated
	Clean Water	Drinking Water	Other Programs			
Interest income	\$19,743	\$8,554	\$4,488	\$32,785	\$1,593	\$34,378
Interest expense	7,126	2,661	1,160	10,948	73	11,021
Net Interest Income	12,617	5,893	3,328	21,837	1,520	23,357
Noninterest income	0	0	293	293	4,293	4,586
Subtotal	12,617	5,893	3,621	22,130	5,813	27,943
Noninterest expense	111	6	17	134	2,739	2,873
Net Income on Operations	12,506	5,887	3,604	21,996	3,074	25,070
Non-operating items*	26,683	7,388	11,508	45,580	(261)	45,319
Change in Capital	\$39,189	\$13,275	\$15,112	\$67,576	\$2,813	\$70,389

*Includes grant income, net of set asides, principal forgiveness, and change in unrealized gains/(losses).

Statement of Income – Year over Year

Amounts in thousands

For the Period Ending March 31, 2024

	State Revolving Funds and Other Programs			Bank		
	2024	2023	Incr(Decr)	2024	2023	Incr(Decr)
Interest income	\$32,785	\$21,362	\$11,423	\$1,593	\$1,059	\$534
Interest expense	10,948	10,549	399	73	0	74
Net Interest Income	21,837	10,813	11,024	1,520	1,059	460
Noninterest income	293	305	(12)	4,293	3,706	588
Subtotal	22,130	11,118	11,012	5,813	4,765	1,048
Noninterest expense	134	16	118	2,739	2,663	76
Net Income on Operations	21,996	11,102	10,894	3,074	2,102	972
Non-operating items*	45,580	28,341	17,239	(261)	(186)	(75)
Change in Capital	\$67,576	\$39,443	\$28,133	\$2,813	\$1,916	\$897

*Includes inter-governmental transfers, grant income, net of set asides, principal forgiveness, and change in unrealized gains/(losses).

Statement of Income – Actual to Budget

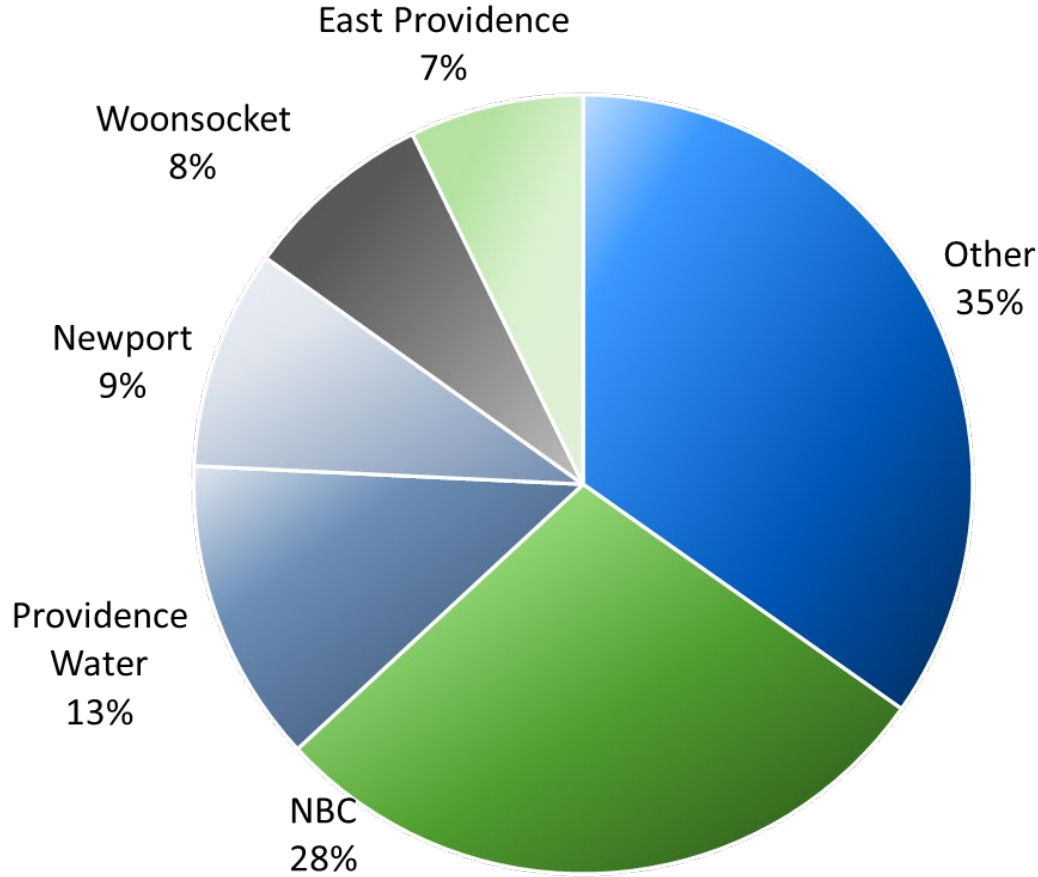
Amounts in thousands

	For the Period Ending March 31, 2024			
	Year-to-Date		Variance	
	Actual	Budget	\$	%
Interest income	\$34,378	\$28,837	\$5,541	19.2%
Interest expense	11,021	12,793	(1,772)	-13.9%
Net Interest Income	23,357	16,044	7,313	45.6%
Noninterest income	4,587	5,459	(872)	-16.0%
Subtotal	27,944	21,503	6,441	30.0%
Noninterest expense	2,873	4,398	(1,525)	-34.7%
Net Income on Operations	25,071	17,105	7,966	46.6%
Non-operating items*	45,318	10,485	34,833	332.2%
Change in Capital	\$70,389	\$27,590	\$42,799	155.1%

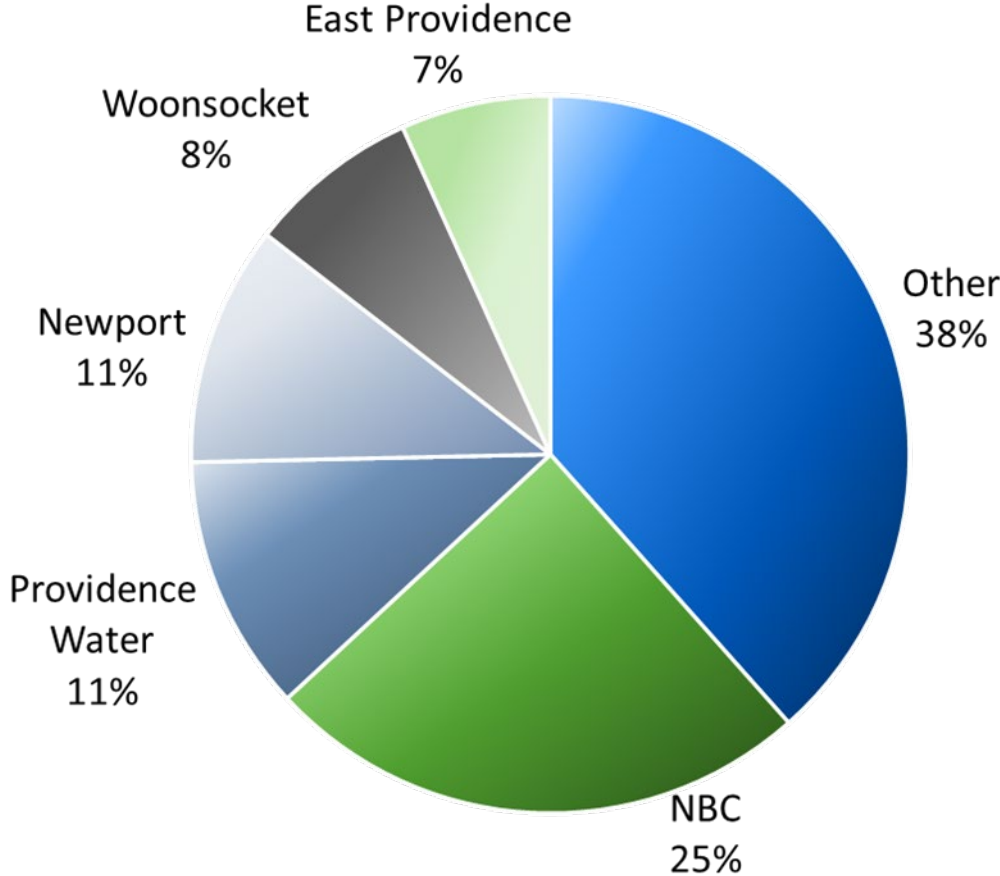
*Includes inter-governmental transfers, grant income, net of set asides, principal forgiveness, and change in unrealized gains/(losses).

Top Borrowers – Overall

March 2024



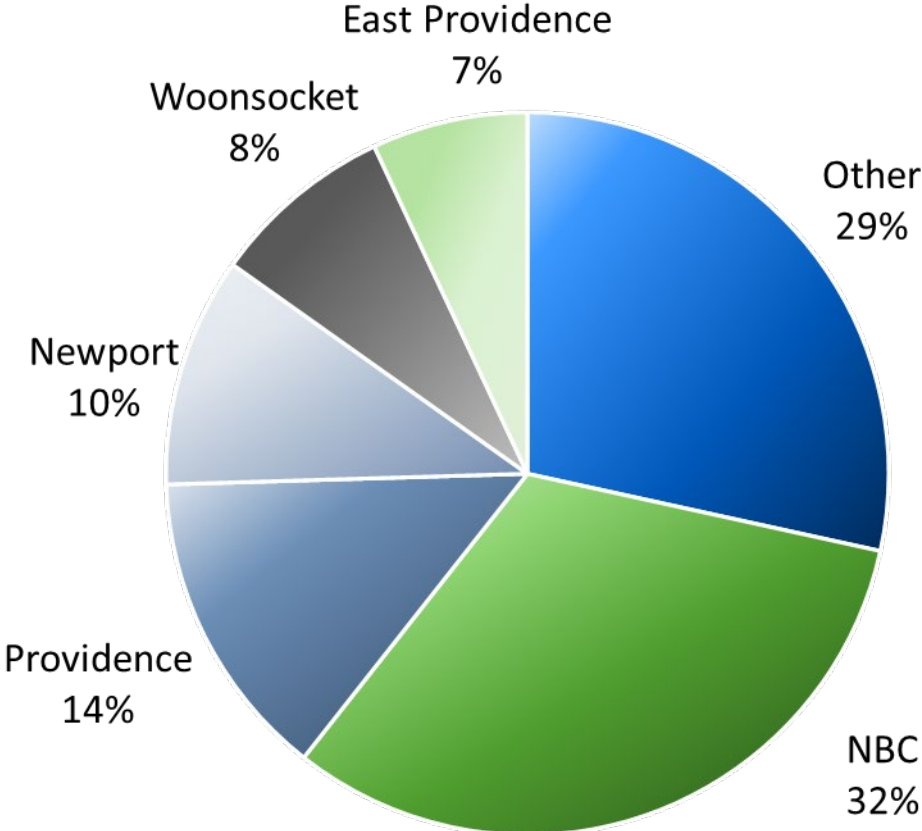
March 2023



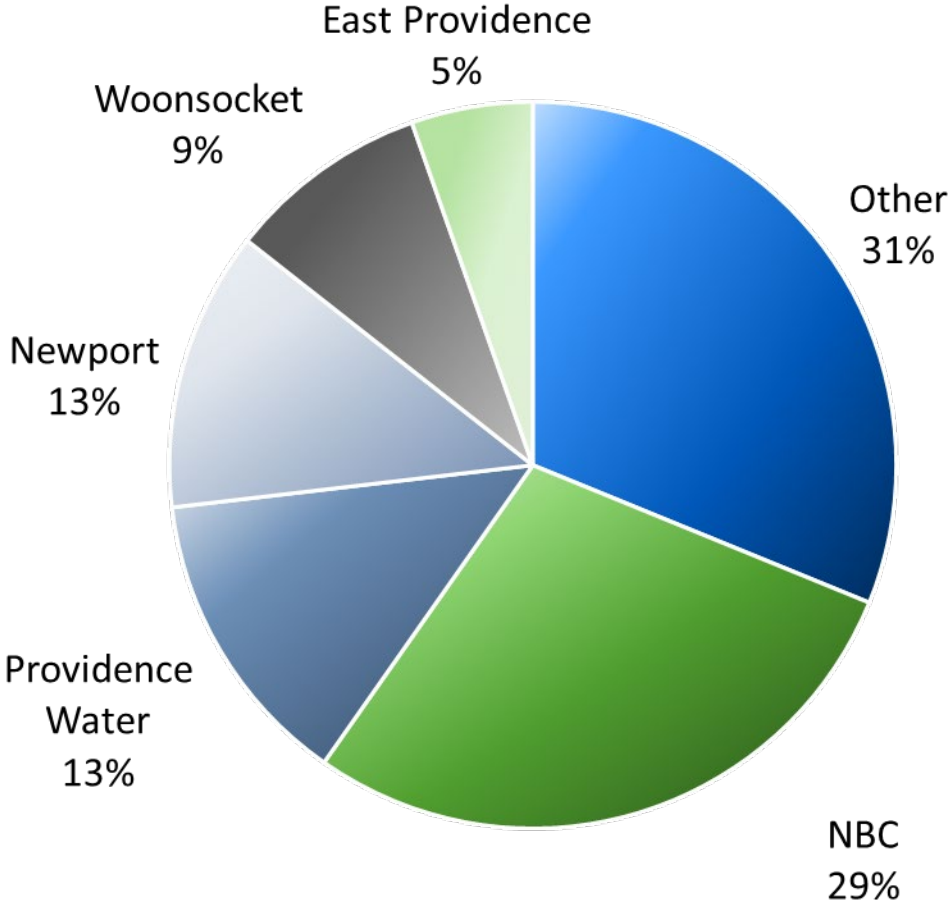
Note: Other category represents 58 borrowers in both 2022 and 2023.

Top Borrowers – State Revolving Fund

March 2024

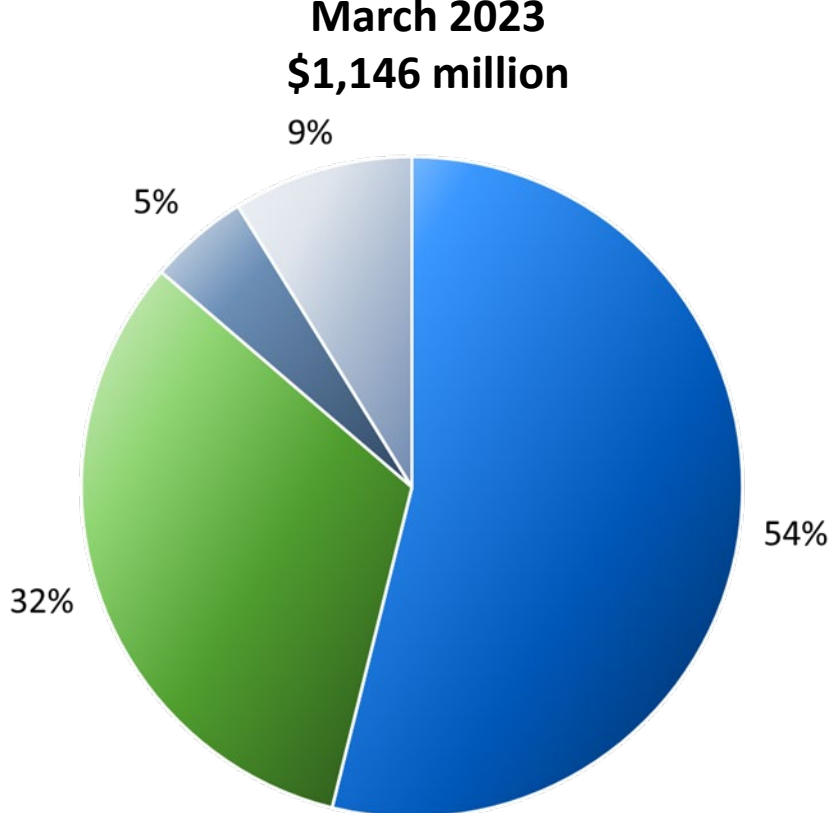
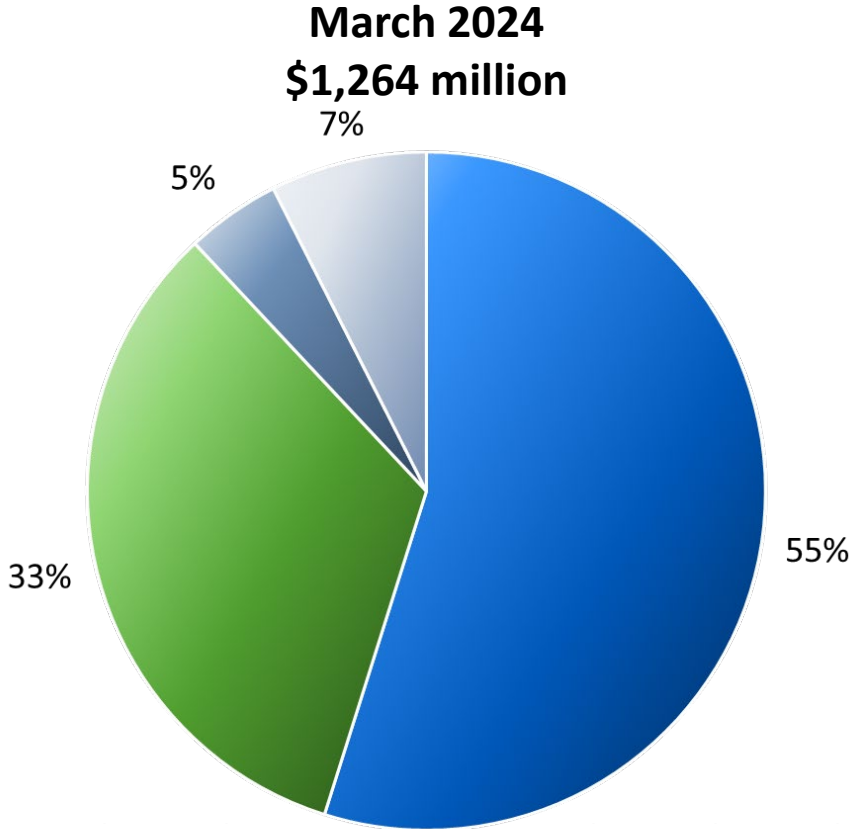


March 2023



Note: Other category represents 51 borrowers in both 2022 and 2023.

Loans Outstanding – by Program



- Clean Water State Revolving Fund
- Efficient Buildings Fund

- Drinking Water State Revolving Fund
- Municipal Road and Bridge Revolving Fund

Note: Excludes conduit loans and residential lending programs.